



District Report Card: 2017


State: Haryana	District: Panchkula
Class: 5	Subject: Language
Schools: 61	Students: 1279


Participation/Coverage


Students

<div>GENDER</div> <div></div>	Boys		Girls	
	Number	%	Number	%
	688	53.79	591	46.21

<div>AREA</div> <div></div>	Rural		Urban	
	Number	%	Number	%
	529	41.36	750	58.64

<div>CATEGORY</div> <div></div>	SC		ST		OBC		GEN	
	Number	%	Number	%	Number	%	Number	%
	370	28.93	8	0.63	291	22.75	610	47.69

<div>CWSN</div> <div></div>	LD	VI	HI	S&LD	ID	Oth
	3	5	0	2	1	1

<div>Management</div> <div></div>	Government		Government-aided	
	Number	%	Number	%
	1199	93.75	80	6.25

Average Performance of Students in Language (%)

Overall	Gender		Area		Management		Social Group			
	Male	Female	Rural	Urban	Govt.	Aided	SC	ST	OBC	GEN
54.55	53.10	56.24	56.40	53.25	54.81	50.67	49.89	40.83	52.85	58.37

Performance on Learning Outcomes (LOs)

Learning Outcomes	Description	Average Performance(%)
L504	Reads and comprehends independently storybooks, news items/ headlines, advertisements etc.	51.93
L508	Reads text with comprehension, locates details and sequence of events	55.86

Range of Performance of Students who Answered Correctly							
Below 30%		30% - 50%		50% - 75%		Above 75%	
Number	%	Number	%	Number	%	Number	%
214	16.73	344	26.90	452	35.34	269	21.03

Lowest Performing Learning Outcomes (LOs)

- 1 - Reads and comprehends independently storybooks, news items/ headlines, advertisements etc. (51.93)
- 2 - Reads text with comprehension, locates details and sequence of events (55.86)